


# Melrose Montessori School

70 West Emerson Street, Melrose, MA 02176, USA (781) 665-0621




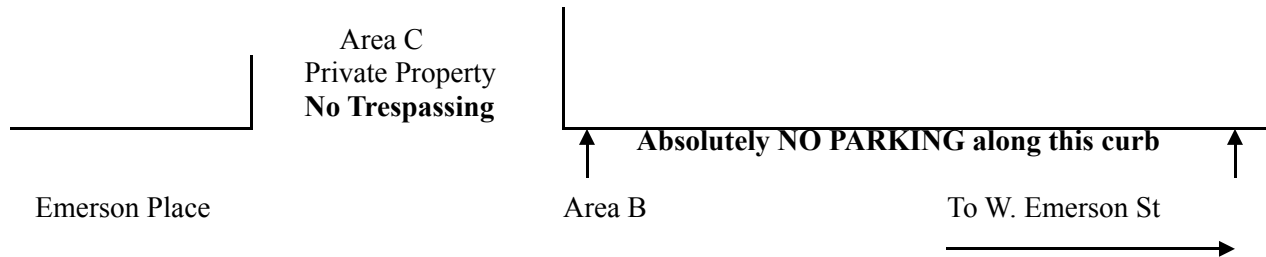
## PARKING

Dear Parents

In order to live in harmony with our neighbors and each other, please observe our parking restrictions and pick-up/drop off rules. These rules have been established for the safety and benefit of everyone and will only serve their purpose if we have the cooperation of everyone. Please inform everyone who will be picking or dropping off your child, (nannies, au pairs, child caregivers, grandparents, aunts, uncles etc.), of these rules.

### FOR THE SAFETY OF THE CHILDREN

- Parents and/or drivers – please walk the children to the school entrance area. Staff members will be at the door at arrival and dismissal times. Should a staff member not be available, please walk the children all the way into the school.
- At no time may children go beyond the grass area without an adult accompanying them.
- **Please remember that we must have written authorization from parents regarding changes in pick-up/drop-off arrangements**



### Area A

Please do not turn into Emerson Place unless a parking space is available. Park as close to each car as possible to allow for more parking spaces and remind children to exercise care when opening doors. Under no circumstances should you park in the **CLERGY SPACE AND HANDICAP SPACE!**

### Area B

Must be kept clear for cars pulling in and out, hence absolutely **NO** parking along the far curb or behind cars parked in Area A.

### Area C

# ~~Totally Out of Bounds at ALL TIMES!~~ Melrose Montessori School

70 West Emerson Street, Melrose, MA 02176, USA (781) 665-0621



# Melrose Montessori School

70 West Emerson Street, Melrose, MA 02176, USA (781) 665-0621



## **LEAD POISONING: PREVENTION IS BETTER THAN TREATMENT**

### **WHAT IS LEAD POISONING**

Through hand and mouth activity (such as teething or thumb sucking), children may accidentally poison themselves with lead, if it is available, from the ages of birth to six years old.

### **WHAT IS THE POSSIBLE SOURCES OF LEAD IN A CHILD'S ENVIRONMENT?**

The most common is lead-base paint. Other sources include improper glazing of ceramics, window putty, soft metal objects, lead toys, fishing weights, solder, paper printed with red, yellow and orange inks, lead jewelry, oil colors which may contain lead chromate and matches containing lead acetate.

### **HOW CAN YOU TELL IF A CHILD HAS LEAD POISONING?**

Usually a child shows no symptoms until the lead is quite great, but the early symptoms may be poor appetite, stomach aches, vomiting, constipation, bedwetting, headaches, paleness, hyperactivity or a complete change of personality, such as crankiness. The only way to know is to have your child's blood tested.

### **WHAT CAN PARENTS DO?**

1. Have blood tested yearly by pediatrician between the ages of one and six. This is a simple test requiring a few drops of blood from the fingertip.
2. Have your home and the play yard inspected for lead chips
3. For more information, before you remove lead paint from your walls, please call:

**Childhood Lead Poisoning Prevention Program**  
**Toll-free number 1-800-532-9571**